

QUICK TIPS:



Some of the flaps are rather small. If it is too difficult for you to assemble the parts cut the flaps off.

Use toothpicks for parts 44 & 53 if the paper versions are too small for you.




If you have difficulties assembling the frame parts (9/10, 31/32/a-d) skip parts 10 and a - d and laminate parts 9, 31 & 32 to cardboard till they have the desired thickness (exactly like the rail).

Parts 63 are not necessary because of the smaller scale. So you don't find them in this kit.

tracks inside 60

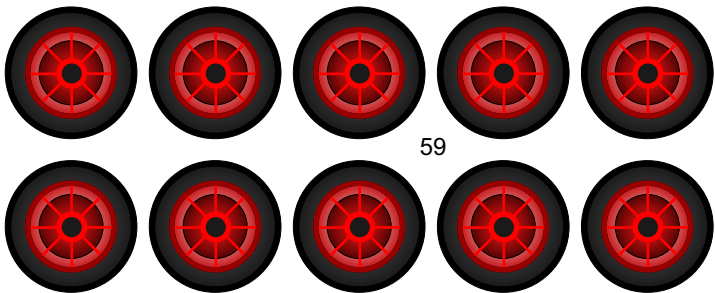


tracks outside 61



64

2x






59

parts for laminating

62

parts for laminating

62



58

